


Class- Menu Board



He - brews a latte of fellowship

Unit Overview

Go to Week 1 of the current month for your age group leader guide. Find and write in the information requested. Discuss how each of these items on the Menu Board will connect with current Sunday School members. Choose one to identify how it will include guests and new Sunday School members.

Unit Title: _____

Concept Area: _____

Week of: _____ Bible Story: _____

Bible Truth: _____

Life Application: _____

Bible Phrase: _____

Level of Biblical Learning: _____

Level of Bible Skills: _____

Puzzles and Books: _____

Art Center: _____

Homeliving Center: _____

Nature Center: _____

Blocks Center: _____

Group Time: _____

SPECIAL OF THE DAY

“Grande” Room Set Up”

Menu Board

Printer mishap involving a grande decaf... so use the space below and draw in a “Grande” Room Set Up for the age group you teach in.

Include age appropriate equipment and resources, safety measures, hygiene measures and be prepared to share with the large group.

SPECIAL OF THE DAY

Organized With A “Double Shot” Of Preparation, Triple Dusting Of Planning And A “LATTE” Prayer


The print shop had a paper mishap. A Low Cal White Mocha Vente spilled over the paper. So this is the only Menu Board with ingredients for Organization – Preparation and Prayer.

Use resources that can be found on the table to assist you in creating the Main Ingredients needed for the Special of the Day.

Please use the space below to list the details necessary for an Organized Sunday School Class that will include staffing, Planning, Preparation and Prayer for a Sunday School Class with a “latte” love.

SPECIAL OF THE DAY

Committed Caring Teachers



OOOPS! The printer scrambled the letters to the ingredients of Committed Caring Teachers.

Unscramble the words and check out the resources on the table

for more information on this daily special!

AITRCHSNA _____

HTIFALUF _____

ARNICG _____

NO ITEM _____

BLFEEILX _____

ARRPEDREP _____

STUDERATA NI YRAERP _____

ADNEPBLEDE _____

SPECIAL OF THE DAY

Committed Caring Teachers



OOOPS! The printer scrambled the letters to the ingredients of Committed Caring Teachers.

Unscramble the words and check out the resources on the table

for more information on this daily special!

AITRCHSNA _____ a Christian

HTIFALUF _____ faithful

ARNICG _____ caring

NO ITEM _____ on time

BLFEEILX _____ flexible


ARRPEDREP _____ prepared

STUDERATA NI YRAERP _____ saturated in prayer

ADNEPBLEDE _____ dependable

Menu Board-

Today's Flavor Missional



With your age group in mind brainstorm ways to be intentionally missional in your approach to reaching and ministering to preschoolers and their families. Be prepared to share one specific approach with the large group. Include steps necessary to be missional.

